



غرفة الشرقية
ASHARQIA CHAMBER

Report

Economic Development in Saudi Arabia (Prospects for the Eastern Province)





Content

Eastern Province at glance	5
Human development is a cornerstone of competitiveness.	7
Demographics & Housing	9
Education	12
Healthcare	14
Labor force	16
Eastern Province's economy... diverse and prosperous	20
Investment Trends	22
Industrial Development	24
Business Activity	28
Tourism Enablers	31
Contracting and Construction	34



Content

Sophisticated Infrastructure and Sustainable Resources 36

Infrastructure Developments 38

Logistics 42

Agricultural Development 43

Livestock Resources 44

Water Resources 45

References 47



Disclaimer

Disclaimer

This report has been prepared by the Eastern Chamber for informational purposes only, for the benefit of the business community and researchers, based on data available from official Saudi authorities and international organizations. This report does not constitute a recommendation by the Eastern Chamber to take any decision, and users are advised to seek financial, legal, and other professional advice from qualified specialists and experts in this regard. While the Eastern Chamber endeavors to ensure that the information contained in this report is complete, up to date, and accurate, it makes no representations, warranties, or guarantees of any kind, whether express or implied, regarding the completeness, accuracy, reliability, suitability, or validity of the information. Accordingly, any reliance on the information contained in this report is entirely at your own risk. Under no circumstances shall the Eastern Chamber be liable for any action taken or decision made based on this report, or for any direct or indirect loss, damage, lost opportunity, or loss of profit arising from the use of this report. The Chamber reserves the right to amend or withdraw this report at any time without prior notice.

Eastern Province at glance



Ras Tanura - Eastern Province

Eastern Province at glance

The Eastern Province is considered the eastern gateway of the Kingdom of Saudi Arabia and serves as a key land connection to all Gulf countries. It is the largest province geographically in the Kingdom, bordered to the north by Iraq and Kuwait, to the east by the Kingdom of Bahrain and Qatar, to the south by Oman, and to the southeast by the United Arab Emirates. This makes it a region of strategic location and administrative significance, covering an area of approximately 530,000 km².



The Eastern Province comprises 13 governorates and is bordered by the Northern Borders, Qassim, Riyadh, and Najran regions. Its major cities include Dammam, Khobar, Jubail, Dhahran, Hofuf, Al-Ahsa, Abqaiq, and Ras Tanura. The Eastern Province boasts a diverse geography, with a 700-kilometer coastline and is home to the Al-Ahsa Oasis, a UNESCO World Heritage Site, located in the Rub' al Khali desert.

Major Cities:

Hafar Al-Batin, Jubail, Al-Ahsa, and Dammam.

Major natural resources in the Eastern Province

- ☐ Minerals and raw materials.
- ☐ Oil & Gas.

Top Agricultural crops in the Eastern region

- ☐ Dates.
- ☐ Seasonal vegetables and fruits.

Key Industries in the Eastern Province

- ☐ Petrochemical and Chemical Industries.
- ☐ Food and Agricultural Industries.
- ☐ Infrastructure and Energy-Related Industries.

**Human development is a
cornerstone of competitiveness.**



Human development is a cornerstone of competitiveness.

Human development in the Eastern Province is considered a fundamental pillar for enhancing both national and regional competitiveness and achieving sustainable growth in the Kingdom. This is pursued through investment in education, healthcare, and the development of human skills, building capacities, contributing to the building of a conscious and qualified society capable of keeping pace with economic and social transformations. The province records the highest rates of enrollment in university and vocational education in the Kingdom, hosting some of the best schools and universities, most notably King Fahd University of Petroleum and Minerals. It also leads in workforce localization across various sectors. This success stems from the understanding of relevant authorities in the Eastern Province that economic competitiveness is not achieved solely through sophisticated infrastructure or mega investments but requires qualified human capital capable of innovation and productivity. The developmental experience in the Eastern Province provides a practical model of balancing investment in human capital with achieving economic excellence, making human development not merely a developmental goal, but a national strategy to establish the Eastern Province as a leading competitive hub at both the national and Gulf levels.

Demographics & Housing

Eastern Province population

The population of the Eastern Province reached approximately 5.1 million in 2022, representing around 15.9% of the Kingdom's total population of 32.2 million. The region also recorded a population growth rate of about 5% in 2022.

Eastern Province population growth (2012–2022)

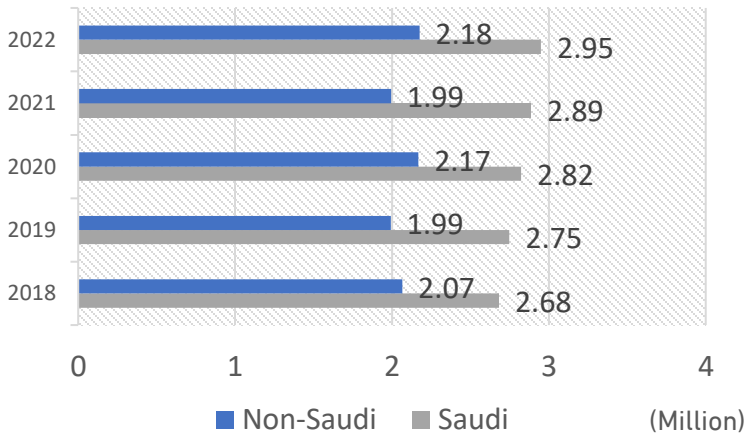
2016	2017	2018	2019	2020	2021	2022
4.30%	0.40%	-2.20%	-0.10%	5.30%	-2.20%	5.00%

Source: General Authority for Statistics, Saudi Census 2022.

Eastern Province Population by nationality

- During 2022, the proportion of Saudi residents in the Eastern Province increased slightly by 2.2%, while the proportion of non-Saudi residents rose by 9.1%.
- Overall, the population of the Eastern Province grew by 5.0%, rising from 4,879,962 in 2021 to 5,125,254 in 2022.

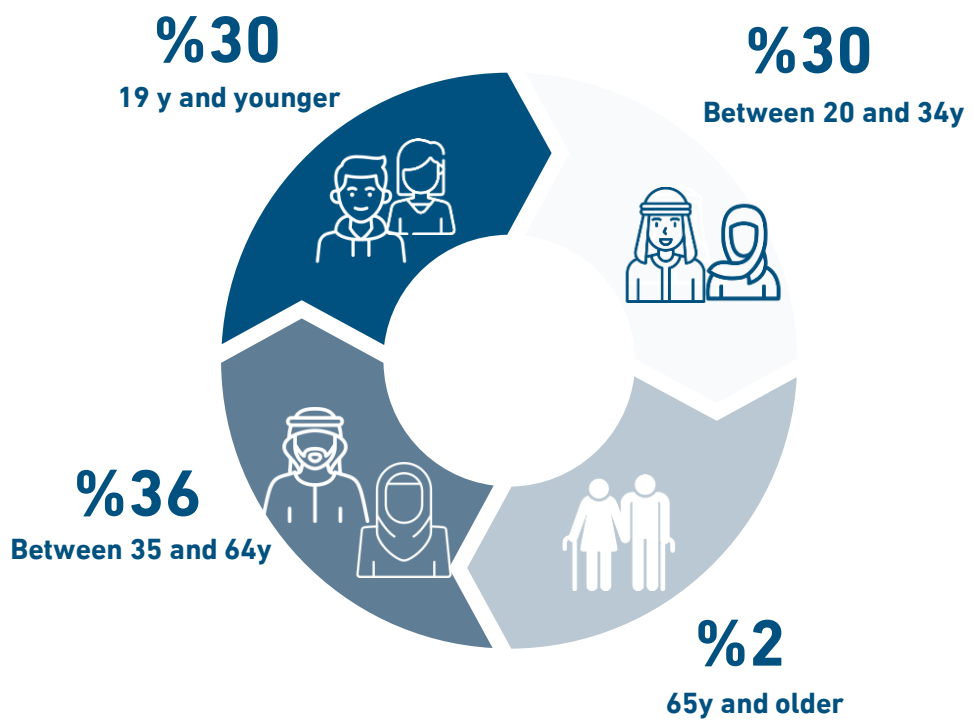
Population in the Eastern Province by nationality between (2018-2022)



Source : General Authority for Statistics, Saudi Census Statistics 2022.

Demographics &
Housing, Cont.

Age structure of the Eastern Province population



Source : General Authority for Statistics, Saudi Census Statistics 2022.

Population in the Eastern Province

The population of the Eastern Province reached 5.1 million in 2022, representing about 15.9% of Saudi Arabia's total population of 32.2 million. The region also recorded a population growth rate of around 5% in 2022.

Eastern Province Population (2012–2022) (million)		
Gender	2012	2022
Male	2.5	3.3
Female	1.5	1.9

Source : General Authority for Statistics, Saudi Census Statistics 2022.

Demographics &
Housing, Cont.

Housing indicators in the Eastern Province

Homeownership rate among citizens in
the eastern province in 2022



Percentage of Saudi households living in
detached houses in the eastern province in 2024



Percentage of Saudi households living in
apartments in the eastern province in 2024



Source: General Authority for Statistics, Housing Survey 2024.

Saudi household homeownership in the Eastern
Province

Saudi household homeownership in the Eastern Province has been steadily increasing, reflecting one of the key indicators of Saudi Arabia’s Vision 2030. Thanks to the efforts of the real estate private sector in the Eastern Province and the relevant government authorities, the total number of housing units owned by citizens reached approximately 700,000 in 2024. This contributed to a rise in the homeownership rate among citizens, which approached 65.4% in 2024.

Homes inhabited by Saudi households in the Eastern
Province in 2024


Real-estate type	Number of units (in thousands)
Detached houses	378.9
Apartments	321.1
Total	700.0

Source: General Authority for Statistics, Housing Survey 2024.

** A detached house includes traditional houses, twin house, and villas.

Pre-tertiary education statistics for 2025

Number of students in schools in
the Eastern Province in 2025.



Number of female students in
schools in the Eastern Province
in 2025.



Number of male students in
schools in the Eastern
Province in 2025.



Number of classroom in the
Eastern Province in 2025.



Number of schools in the Eastern
Province in 2025.



Source: Sharqia Development Authority.



Tertiary education in the Eastern Province in 2025

Vocational Training Centers in the Eastern Province in 2025

Total Enrollment of Students in
Public Universities in 2025



Number of Public
Universities in 2025



Total Government Vocational
Training Centers in 2025




Total Private Sector Vocational
Training Centers in 2025



Total Enrollment in Private
Universities and Colleges in 2025



Number of Private Universities
and Colleges in 2025



Source: Sharqia Development Authority.

Education, Cont.



The Eastern Province is the Kingdom’s third leading
province in healthcare

The Eastern Province ranked third after the Riyadh and Makkah regions in terms of the number of hospitals and hospital beds. The province is estimated to have approximately 84 hospitals with a total of 13,704 medical beds.

Hospitals and medical beds in KSA in 2023		
Province	Hospitals	Medical beds
Riyadh	109	21492
Makkah	95	16158
Eastern Province	84	13704
Asir	41	5051
Medina	32	4931
Jazan	28	4087
Al-Qassim	25	3236
Hail	17	2648
Tabuk	16	2196
Najran	16	1970
Al-Jawf	15	1844
Northern Borders	11	1460
Al-Baha	10	1295
Total	499	80072

Source: General Authority for Statistics, Healthcare Establishments and Workforce Statistics 2023.

Medical facilities in the Eastern Province

Government medical institutions in the Eastern Province serve as the primary providers of healthcare services, with a total of 51 hospitals. They are complemented by private sector partners, contributing 33 hospitals, aiming to deliver high-quality medical care to citizens and residents in the province. Additionally, the total number of hospital beds reached approximately 9,236 in the government sector and 4,468 in the private sector in 2023.

Hospitals and medical beds in Eastern Province in 2023		
Sector	Hospitals	Medical beds
Public	51	9236
Private	33	4468
Total	84	13704

Source: General Authority for Statistics, Healthcare Establishments and Workforce Statistics 2023.

Healthcare sector in the Eastern Province

Total nursing staff in the Eastern Province

33K

Overall number of medical practitioners in the Eastern Province

19K

Rate of healthcare provider visits among adults (15 years and older) in the Eastern Province in 2024

1.7

Clinical visit

Rate of healthcare provider visits among children and adolescents in the Eastern Province in 2024

2.2

Clinical visit

Number of hospital beds per 1,000 population in the Eastern Province in 2023

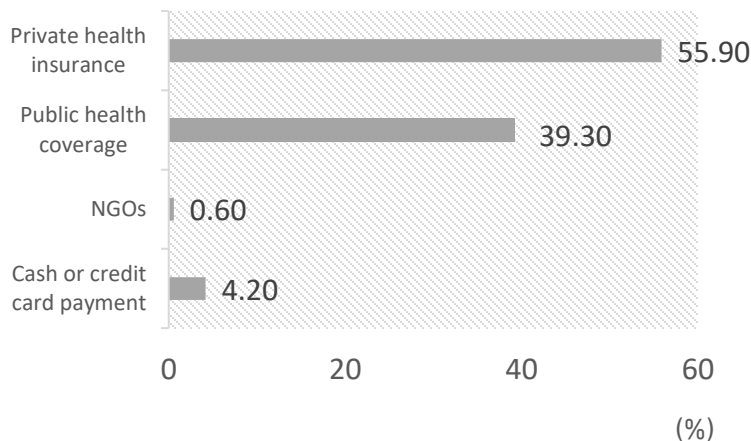
2.5

Hospital bed

Healthcare expense coverage in the Eastern Province

Private health insurance covered around 55.9% of adult patients' healthcare expenses in the Eastern Province in 2024. Government coverage accounted for around 39.5% of total patients, self-payment covered represented 4.2%, and NGOs about 0.6%.

Percentage of basic healthcare expense coverage among adults (15 years and older) in the Eastern Province in 2024



Source: General Authority for Statistics, Health Care Statistics 2024.

Healthcare,
Cont.

Registered employees in GOSI



Overall number of Saudi employees
in private sector in 2023



Overall number of Saudi employees in
public sector in 2023



Overall number of non-Saudi
employees in private sector in 2023



Overall number of non-Saudi
employees in public sector in 2023

Source: Sharqia Development Authority.

Labor in Eastern Province

The construction sector ranked first among economic activities in the Eastern Province in terms of workforce size, employing approximately 910.9 thousand workers. It was followed by the manufacturing sector with around 323.2 thousand workers, and then the wholesale and retail trade and repair of motor vehicles and motorcycles sector with 255.3 thousand workers. The following chart illustrates all sectors.

Workforce numbers in the Eastern Province by economic
activity in the second quarter of 2025

Main Economic Activities	Number of employees in) (thousands
Construction	931.1
Manufacturing	324.7
Wholesale and retail trade, and repair of motor vehicles and motorcycles	253.8
Administrative and support service activities	216.7
Mining and quarrying	150.8
Accommodation and food service activities	114.7
Transportation and Logistics	114.5
Human health and social work activities	75.0
Professional, scientific and technical activities	39.3
Agriculture, Forestry and Fishing	30.3
Public administration and defense; compulsory social security	30.0
Water supply; sewerage, waste management and remediation activities	30.0
Other	136.7

Source: General Authority for Statistics.

Labor Force

Labor Force, Cont.

Unemployment rate in Eastern Province

- The overall unemployment rate reached approximately 2.4% in the second quarter of 2025, ranking among the best unemployment rates recorded across the Kingdom's provinces. The unemployment rate for Saudi nationals was about 4.8%, while the rate for non-Saudis was estimated at 1.7% during the same quarter.

2.4%

Unemployment rate in
Eastern Province



1.7%

Unemployment rate of non-
Saudis in the Eastern Province



4.8%

Unemployment rate of Saudis
in the Eastern Province

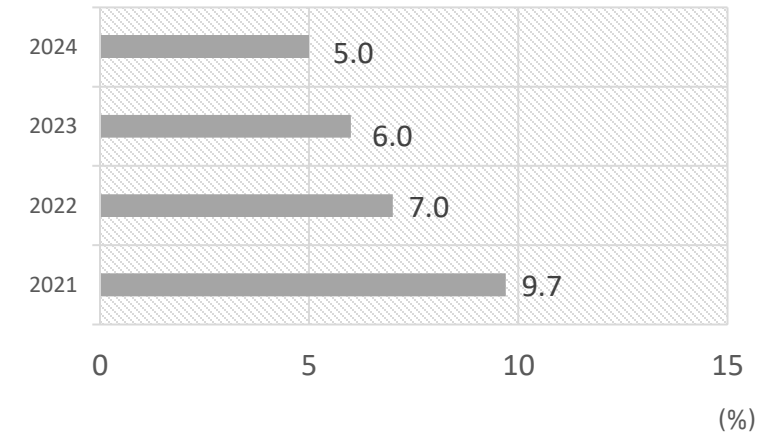


Source: General Authority for Statistics, Labor market
statistics, Second quarter 2025.

A substantial decline in unemployment across the Eastern Province

Unemployment rates in the Eastern Province have fallen sharply over recent years, reaching 5% in 2024, positioning it as one of the regions with the most favorable rates in the Kingdom.

Unemployment Rates in the Eastern Province
(2020–2024)



Source: General Authority for Statistics.

Employment rates in the Eastern Province

The Eastern Province recorded the highest employment rate in the Kingdom in the second quarter of 2025, which reached 71.2% of the total working-age population (15 years and over), thus surpassing all other provinces.

The Eastern Province attains the second lowest unemployment rate

The Eastern Province ranked second among the Kingdom's provinces in terms of unemployment rates, recording 2.4% in the second quarter of 2025.



Labor Force, Cont.



Overall employment rate
in Eastern Province



Employment rate of non-Saudis
in the Eastern Province



Employment rate of Saudis
in the Eastern Province



Source: General Authority for Statistics, Labor market statistics, Second quarter 2025.

Unemployment rates in KSA in Q2 2025	
Province	Unemployment Rate (%)
Riyadh	2.2
Eastern Province	2.4
Hail	2.6
Najran	2.8
Al-Qassim	3.2
Al-Jawf	3.5
Al-Baha	4.0
Makkah	4.1
Asir	4.3
Medina	4.4
Tabuk	4.5
Northern Borders	4.8
Jazan	5.3

Source: General Authority for Statistics, Labor market statistics, Second quarter 2025.

Average monthly household income in the Eastern Province



Average monthly income of non- Saudi households in Eastern Province in 2023



Average monthly income of Saudi households in Eastern Province in 2023



The Eastern Province's ranking in terms of average household income among the Kingdom's provinces.



Average monthly income of households in Eastern Province in 2023

Average monthly income per capita in the Eastern Province



Average monthly income per capita for non-Saudi in Eastern Province in 2023



Average monthly income per capita for Saudi in Eastern Province in 2023



The Eastern Province's ranking in terms of average income per capita among the Kingdom's provinces.




Average monthly income per capita in Eastern Province in 2023

Source: General Authority for Statistics, Household Income and Consumption Expenditure Survey 2023.

Labor Force,
Cont.

**Eastern Province's economy...
diverse and prosperous**



Al-Khobar - Eastern Province

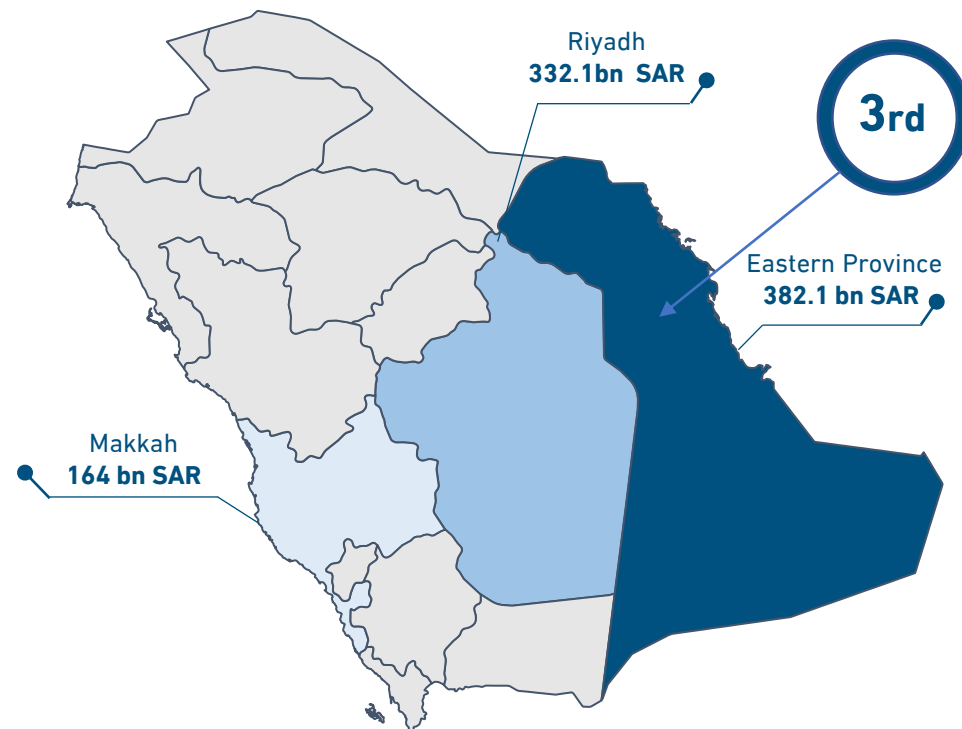
Introduction

Eastern Province's economy... diverse and prosperous

The Eastern Province is characterized by a resilient and diversified economy that underpins Saudi Arabia's long-term economic aspirations. Its unique blend of abundant natural resources and well-developed industrial and service sectors enables the region to offer strong fundamentals for sustainable growth and high-value investment opportunities. In addition, the region continues to advance through innovation, technology-driven industries, and a vibrant entrepreneurial ecosystem, positioning it as a leading example of balanced and sustainable economic advancement across the Kingdom and the wider Gulf region.

Investment Trends

The largest provinces of KSA in terms of foreign investment balance in 2024.

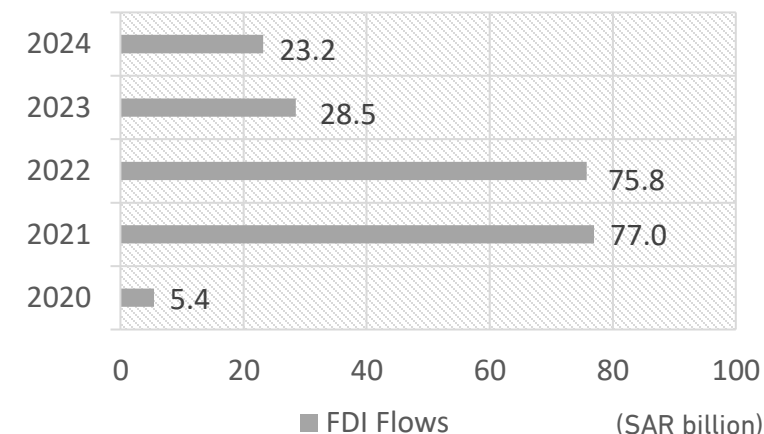


Source: Ministry of Investment.

Eastern Province is a hub for FDI

The Eastern Province is one of the Kingdom's most promising provinces for foreign direct investment (FDI). It holds the largest share of the Kingdom's total FDI stock, nearly SAR 382.1 billion in 2024. Additionally, the province ranked second nationwide in attracting FDI inflows, receiving around SAR 23.2 billion in 2024.

FDI flows to the Eastern Province during the period (2020-2024)



Source: Ministry of Investment.

Investment statistics in the Eastern Province



Value of investment opportunities in the Eastern Province in Jan2025.



Number of investment opportunities in the Eastern Province until Jan 2025.



Number of active foreign investment permits in the Eastern Province in Jan 2025.

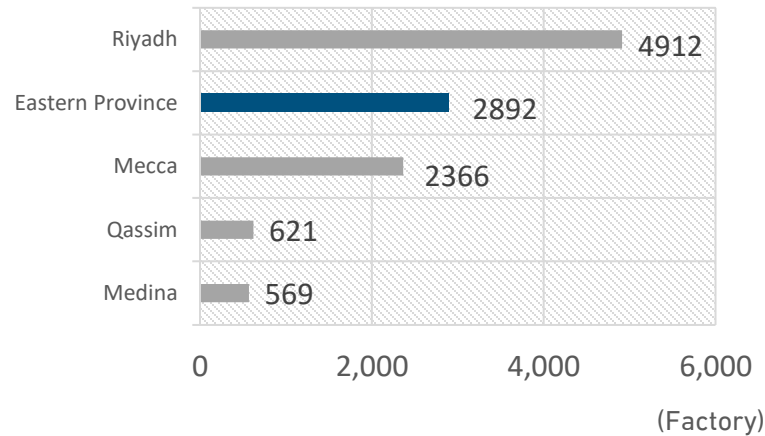
Source: Ministry of Investment.

Investment Trends, Cont.

Eastern Province is the Kingdom's second leading province for industrial facilities

The Eastern Province is home to some of the Kingdom's most important industrial complexes, which play a vital role in supporting national economic development. In this context, the Eastern Province ranked second among the Kingdom's regions in the number of factories, following the Riyadh province, with a total of 2,892 factories either operating or under construction by the end of 2024.

The five largest regions in the Kingdom in terms of the number of factories in 2024

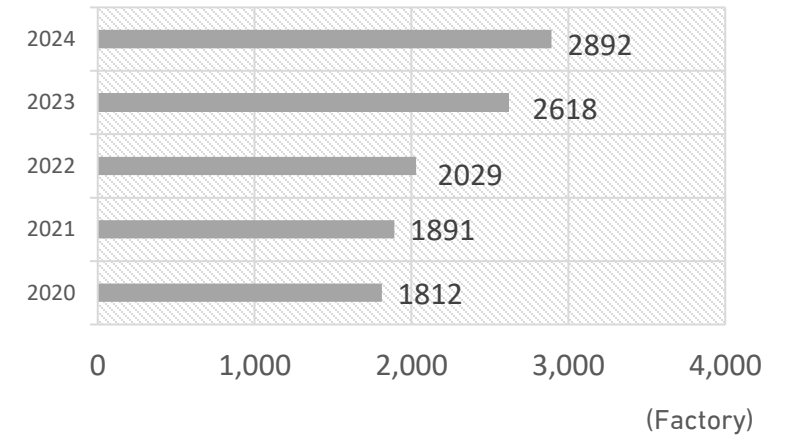


Source: Ministry of Industry and Mineral Resources.

Industrial Activity in Eastern Province

- نمت أعداد المصانع بشكل ملحوظ في المنطقة الشرقية فقد بلغت حوالي 2892 مصنع عام 2024 بزيادة بلغت 10.5% مقارنة بمستويات عام 2023م، كما ازدادت بشكل ملحوظ بنحو 59.6% مقارنة بأعداد المصانع عام 2020م.

The development of the number of factories in the Eastern Province during the period (2020-2024 AD)



Source: Ministry of Industry and Mineral Resources.

Industrial development

Industry statistics for the Eastern Province in 2024



Industrial development,
Cont.

Capital of manufacturing plants



Number of licensed labor in manufacturing plants



Number of producing factories



Capital of factories under construction



Number of licensed labor for factories under construction



factories under construction



Source: Ministry of Industry and Mineral Resources.

Industrial cities in the Eastern Province

The Eastern Province includes numerous industrial cities and oases that contribute significantly to the industrial renaissance in the Kingdom, and to paving the way of diversified and industrial economy in line with the Kingdom's Vision 2030 and the National Industrial Strategy. Based on the above, the industrial cities in the Eastern Province will be highlighted as follows:



MODON

**1st Industrial City
in Dammam**

It is located southeast of Dammam City near the Arabian Gulf, at the intersection of King Abdulaziz Road and King Fahd Road. Established in 1973, it includes 130 factory across a developed area of 2.44 million sq. m.



MODON

**3rd Industrial
City in Dammam**

It is located south of Dhahran city on the eastern coastal road leading to Salwa, and 5 km south of Half Moon Beach. It was established in 2012 AD and has 332 factory in a developed area of 10 million sq. m.



MODON

**2nd Industrial
City in Dammam**

It is located west of Dhahran City on the Dhahran–Abqaiq Road, east of King Fahd Military City. Launched in 1978, it comprises 753 factory across a developed area of 25 million sq. m.



MODON

**1st Industrial City
in Al-Ahsa**

It is located north of Al-Ahsa city, in Al-Oyoun city, north of Sultaniyah neighborhood on the Dhahran road. It was established in 1981 AD and has 89 factory in a developed area of 1.5 million sq. m.

Source: Saudi Authority for Industrial Cities and Technology Zones.



Industrial cities in the Eastern Province



MODON
Industrial City of
Hafr Al-Batin

Located southeast of Hafr Al-Batin Governorate, 22 km south of Al-Qaisumah city and near the border with Kuwait, it was established in 2011 and includes 28 factory in a developed area of 1.5 million square meters.



Jubail Industrial City

Jubail Industrial City, established in 1975, is one of the world's largest industrial cities supporting energy-intensive industries. It hosts major regional petrochemical companies, including SABIC and the Sadara complex, spans approximately one million km², and has 435 operational factories.



MODON
Oasis of cities in
Al-Ahsa

Located south of Al-Hofuf city, 13 km from Al-Ahsa International Airport to the east, it was established in 2013 and comprises 30 factory in a developed area of 543,000 square meters.



**Ras Al Khair Mining
Industries City**

Ras Al Khair Mining Industries City, located 60 km north of Jubail Industrial City on the Arabian Gulf, features several phosphate and aluminum factories, along with key production facilities and supporting infrastructure. Its total area is 287,200 Km², with 10 factories in operation.



King Salman Energy City ("SPARK") is one of the Kingdom's Giga energy projects, offering an integrated industrial ecosystem. Its first phases were completed in 2021. SPARK aims to become a leading hub for the energy sector, covering an area of over 50 km² and providing investors with easy access to key resources.

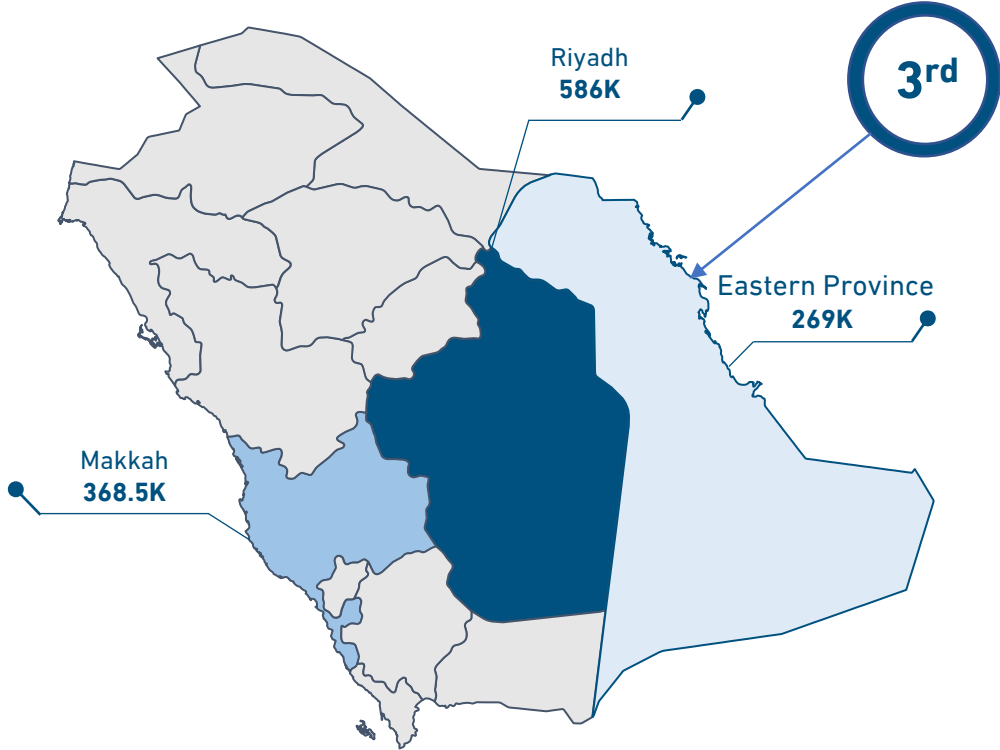
Source: Royal Commission for Jubail and Yanbu.

Source: Saudi Authority for Industrial Cities and Technology Zones.

**Industrial
development,
Cont.**

Largest provinces in the Kingdom by number of commercial registrations in Q2 2025

Business Activity

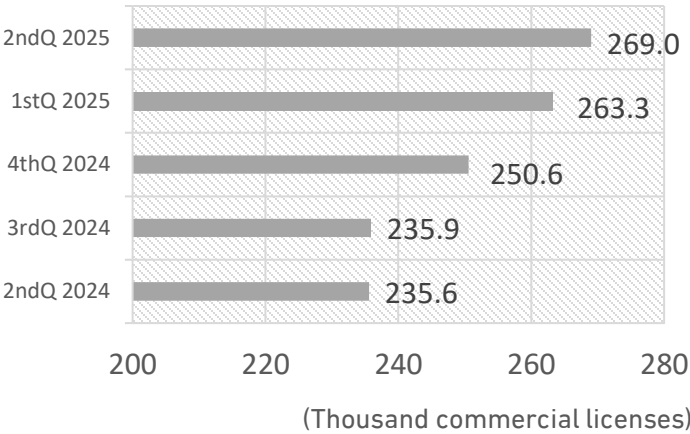


Source: Ministry of Commerce.

Commercial boom in the Eastern Province

The Eastern Province has recently witnessed a commercial boom, with commercial registrations reaching approximately 269,000 in the second quarter of 2025, compared to approximately 235,600 in the same quarter of 2024, representing a growth rate of approximately 14.2%.


Commercial registrations in the Eastern Province between (2nd Q of 2024 - 2nd Q of 2025)



Source: Ministry of Commerce, Quarterly Business Sector Bulletins 2025 and 2024.

Businesses in Eastern Province in 2024

Total female-owned businesses in
the Eastern Province in 2024



Commercial enterprises growth
rate in Eastern Province in 2024



Total commercial enterprises
in Eastern Province in 2024



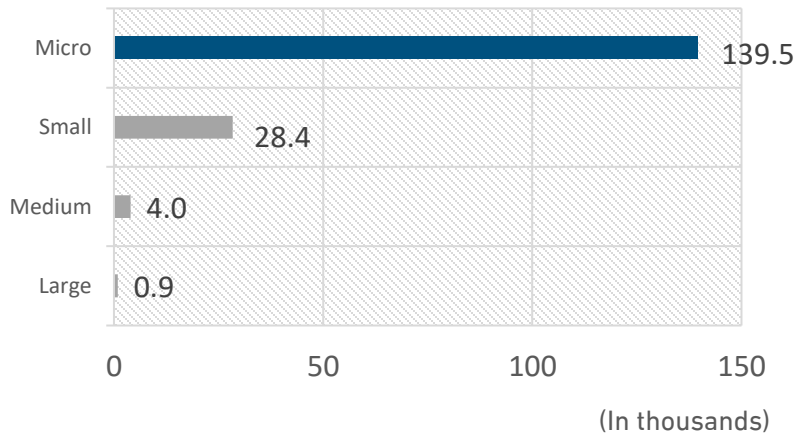
Source: The Small and Medium Enterprises General Authority.

Business
Activity, Cont.

Micro-enterprises: A driving force for development
in Eastern Province

Micro-enterprises led the Eastern Province in 2024
with about 139,500 establishments, followed by small
(28,400), medium (4,000), and large enterprises (972).

Enterprises in the Eastern Province by size in
2024



Source: The Small and Medium Enterprises General Authority.

Business Activity, Cont.

Sales statistics in Dammam in 2024

Number of POS transactions
in Dammam in 2024



Value of POS transactions
in Dammam in 2024



Source: Saudi Central Bank.

Digital economy records for the Eastern Province

Number of Software services
commercial registrations in
Eastern Province in 2023



Number of cloud computing
services commercial registrations in
Eastern Province in 2023

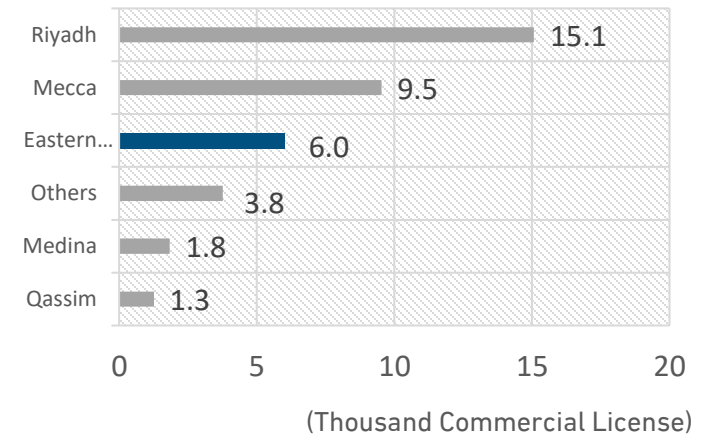


Source: General Authority for Statistics, Digital Economy Statistics 2023.

The Eastern Province is the third largest region in
terms of e-commerce records.

The Eastern Province accounted for approximately
16% of the total electronic records in the Kingdom,
following the Riyadh Province, which accounted for
approximately 40.2%, and the Makkah Province,
which accounted for approximately 25.4%.

E-commerce commercial registrations by province in 2023.



Source: General Authority for Statistics, Digital Economy Statistics 2023.

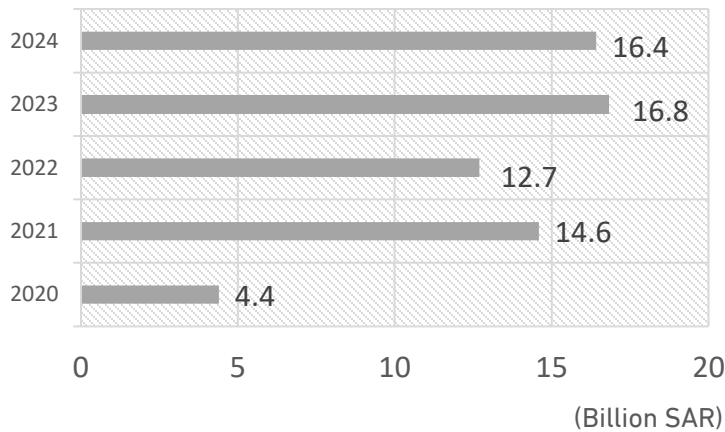
Tourism enablers

Tourism expenditure in the Eastern Province

Total spending by domestic tourists in the Eastern Province reached approximately SAR 16.42 billion in 2024, a decrease of about 2.4% compared to 2023.

The average expenditure of domestic tourists visiting the Eastern Province was approximately SAR 1,204 in 2024.

Total spending by domestic tourists in the Eastern Province between (2020 - 2024)



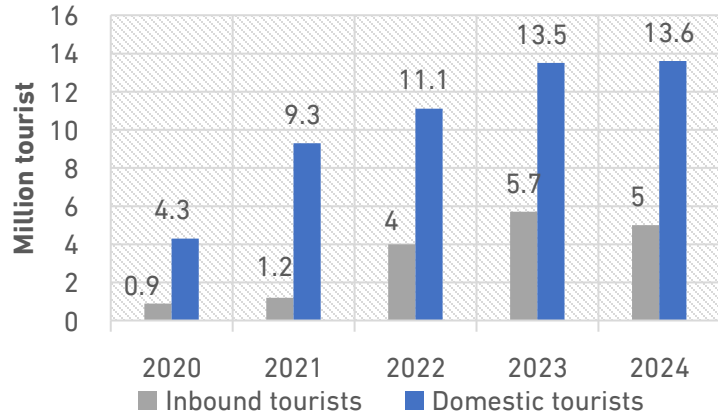
Source: Ministry of Tourism, Tourism Statistics in KSA 2024.

Tourists in the Eastern Province

The total number of tourists to the Eastern Province was recorded at approximately 18.7 million tourists during the year 2024, a decrease of approximately 3.1% compared to the year 2023.

The average number of nights spent by inbound tourists in the Eastern Province was about 5.3 nights, compared to about 6 nights for domestic tourists in the Eastern Province in 2024.

Number of tourists in the Eastern Province between (2020 - 2024)



Source: Ministry of Tourism, Tourism Statistics in KSA 2024.

Tourism and hospitality sector in the Eastern Province

122

Hotel

Overall number of hotels in
Eastern Province in 2024.

734

Site

Total number of archaeological
sites in the Eastern Province

372

Enterprise

Total number of serviced apartment
enterprises in the Eastern Province
in 2024.

24

Enterprise

Total number of aparthotel enterprises
in the Eastern Province in 2024.

Source: Ministry of Tourism, Tourism Statistics in KSA 2024.

**Tourism enablers,
Cont.**

Tourism and hospitality sector in the Eastern Province, Cont.



Average residency of domestic
tourists in the eastern province
in 2024.



Average residency of inbound
tourists in the eastern province
in 2024.



Average spending of domestic
tourists in the eastern province
in 2024.



Average spending of inbound
tourists in the eastern province
in 2024.

Source: Ministry of Tourism, Tourism Statistics 2024.

Tourism enablers,
Cont.

Contracting sector in Eastern Province

Total labor force in the contracting
sector in 2024

992K

Employee

22.1%

Growth rate

Total labor force in the contracting
sector in 2023

813K

Employee

Contracting firms in 2024

42K

Enterprise

31.4%

Growth rate

Contracting firms in 2023

32K

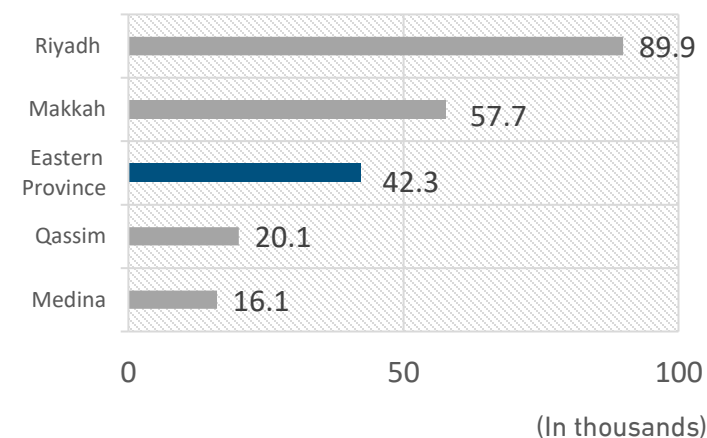
Enterprise

Source: Saudi Contractors Authority.

The Eastern Province ranks third among provinces in KSA for contracting firms

The Eastern Province represented roughly 15% of the Kingdom's contracting sector firms in 2024, ranking third behind Riyadh and Makkah.

Top five provinces in terms of contracting firms in 2024



Source: Saudi Contractors Authority.

Contracting &
Construction



Contracting &
Construction,
Cont.

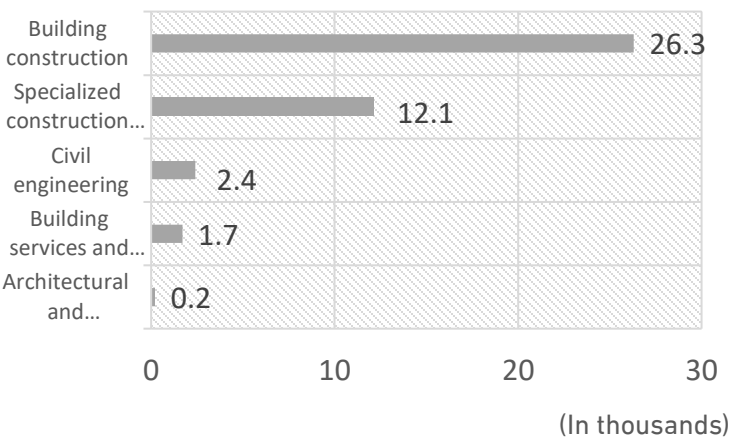
Classification of contracting firms in the Eastern Province

Building construction facilities dominated the largest number of contracting facilities with a total of 26,300 facilities in 2024, followed by specialized construction activities with about 12,100 facilities, and then civil engineering facilities with about 2,400 facilities.

Construction firms in the Eastern Province by size

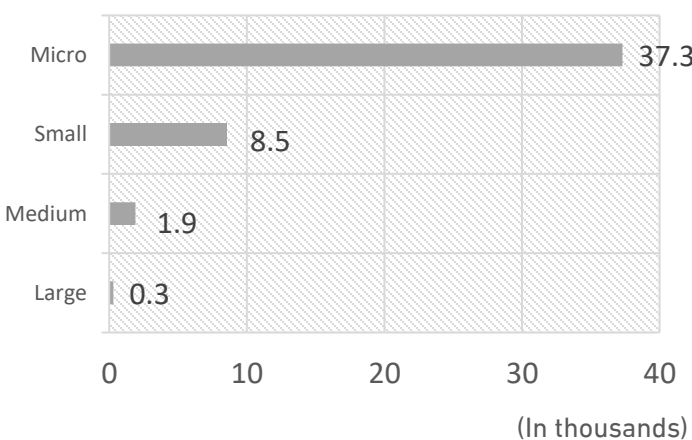
Micro and small enterprises dominate the contracting sector in the Eastern Province, while the number of large enterprises did not exceed 283, including 44 giant companies.

Construction firms in the Eastern Province by activity in 2024




Source: Saudi Contractors Authority.

Construction firms in the Eastern Province by size in 2024



Source: Saudi Contractors Authority.

Sophisticated Infrastructure and Sustainable Resources



Jubail Industrial City - Eastern Province

Introduction

Sophisticated Infrastructure and Sustainable Resources

The Eastern Province features a modern infrastructure and sustainable natural resources that promote both economic and social development. The region has developed extensive transport networks—including highways, seaports, airports, and logistics zones—positioning it as a central hub for domestic and international trade, industry, and services. This infrastructure supports national initiatives to diversify revenue and attract investment, offering a conducive environment for entrepreneurs and large-scale projects in oil, gas, renewable energy, and manufacturing sectors. The province's natural resources, including oil, gas, minerals, agriculture, and water, provide the foundation for sustainable development and efficient, environmentally responsible utilization.

Eastern Province Airports



مطار الملك فهد الدولي
King Fahd International Airport

1- King Fahd International Airport in Dammam

King Fahd International Airport is the third largest airport in the Kingdom and is the main airport serving the Eastern Province with a capacity of 12.2 million passengers in 2024. The number of international destinations for the airport reached about 38 destinations in 2024, in addition to various local destinations.



مطار القيصومة الدولي
AlQaisumah International Airport

3- Qaisumah International Airport in Hafr Al-Batin

Al-Qaisumah Airport serves Hafr Al-Batin Governorate and the surrounding areas with a capacity of 260,000 passengers in 2024. The international destinations for the airport reached two destinations in 2024, in addition to all local destinations are served.



مطار الأحساء الدولي
AlAhsaa International Airport

2- Al-Ahsa International Airport

Al-Ahsa Airport is the second airport in the Eastern Province and serves Al-Ahsa Governorate and the surrounding areas with a capacity of 1.21 million passengers in 2024. The number of international destinations for the airport reached two destinations in 2024, in addition to all local destinations are served.

Source: General Authority for Statistics, Air Transport Statistics Publication 2024.

Infrastructure
Developments

The Eastern Province hosts most of the Kingdom's ports, making it an attractive investment hub. In addition, these ports contribute to facilitating commercial and industrial movement and connecting the Kingdom with various countries around the world. In this context, the ports of the Eastern Province will be discussed as follows:



1- King Abdul Aziz Port in Dammam.

One of the most prominent ports in the Eastern Province includes three terminals and 43 marine berths on an area of 14 km² with a capacity of up to 105 million tons.



4- Jubail Commercial Port.

It is the port that supports King Abdul Aziz Port in Dammam in supporting trade. It includes two terminals and about 16 marine berths on an area of 4.8 km² with a capacity of up to 36 million tons.



2- King Fahd Industrial Port (Jubail Industrial Port).

One of the largest industrial ports in the Middle East, it was established in 1982 AD by the inauguration of King Fahd bin Abdul Aziz - may God have mercy on him - and includes 5 stations and about 29 marine berths on an area of 6.8 km² with a capacity of up to 70 million tons.



5- Ras Tanura Port.

It is one of the largest oil ports in the world, comprising 5 terminals and about 28 marine berths with a capacity of up to 35 million tons.



3-Ras Al Khair Port.

It is the main artery of Ras Al-Khair Industrial City, and it was inaugurated in 2016. It is the newest industrial port in the Kingdom, comprising one terminal and about 14 marine berths on an area of 23 km² with a capacity of up to 35 million tons.



6- Al-Khafji Port.

Al-Khafji Port is one of the ports of the General Authority for Ports and is located on the eastern coast of the Eastern Province in Al-Khafji Governorate. It includes about 23 marine berths on an area of 14.5 km².

Source: Saudi Ports Authority.

Infrastructure Developments, Cont.

Land border crossings in the Eastern Province

The land border crossings in the Eastern Province are strategic gateways linking the Kingdom of Saudi Arabia with GCC countries, and they play a pivotal role in enhancing economic, commercial, and tourism activity. In this context, the land border crossings in the Eastern Province will be discussed as follows:

1-King Fahd Causeway.

King Fahd Causeway serves as a strategic artery between Saudi Arabia and Bahrain across the Arabian Gulf. Situated in Al-Khobar in the Eastern Province, it was officially inaugurated on 26th November 1986 and stretches about 25 km, ranking among the region's longest bridges.

2-Al-Raqi Crossing.

Al-Raqi Border Crossing is one of the most crucial crossings in the Eastern Province, located north of Hafr Al-Batin Governorate. It serves as a key artery for the movement of travelers and goods between Saudi Arabia and Kuwait, playing a pivotal role in fostering trade and logistical activities between the two countries.

3- Al-Khafji Crossing.

As one of the Eastern Province's primary crossings, Al-Khafji Crossing, northeast of Al-Khafji, functions as a vital gateway for travelers and commodities, with year-round customs and logistical facilities, making it a key hub for promoting trade, tourism, and social ties between Saudi Arabia and Kuwait.

4 - Salwa Crossing.

Salwa border crossing is the main land gateway that connects KSA with Qatar. It is used for the passage of individuals and the transport of goods between the two countries. In addition, it contributes to facilitating the movement of citizens of the GCC countries in both directions. It is in the Eastern Province, south of Al-Ahsa.

5- Al-Bathaa border crossing.

Al-Batha Border Crossing is one of the most important land ports in the Eastern Province, located south of Al-Ahsa. It serves as the main gateway for land travel and freight movement between KSA and UAE, The crossing is equipped with customs, passport, and comprehensive logistical facilities that facilitate the movement of passengers and goods.

6- Rub' al Khali Border Crossing.

This is a relatively modern land border crossing, opened in 2021, connecting the KSA to Oman across the Rub' al Khali desert. Located in the far southeast of Al-Ahsa, the crossing is equipped with customs and passport control facilities and integrated logistics services.

Source: Ministry of Investment.



Infrastructure
Developments,
Cont.

Railways in Eastern Province

The Eastern Province features an advanced railway network with three main stations on the Eastern Railway. The total length of the Eastern Railway network is approximately 1,775 km, extending from King Abdulaziz Port in Dammam and the city of Dammam (on the Kingdom's eastern coast) to the capital, Riyadh, passing through Buqayq, Al-Hofuf, Haradh, Al-Tawdhihiyah, and Al-Kharj.

927k

Total number of passengers arriving
in the Eastern Province in 2024

937k

Total number of passengers departing
from the Eastern Region in 2024

888K
Container

Total number of containers transported on
the Eastern Railway in 2024

1775
Km

Total length of the Eastern Railway lines.

Source: Sharqia Development Authority.

Infrastructure
Developments,
Cont.

Logistics in Eastern Province

1783

Warehouse

Number of warehouses in the Eastern Province in 2023.

2.7M

Square meter

Space of warehouses in the Eastern Province in 2023.

1819

license

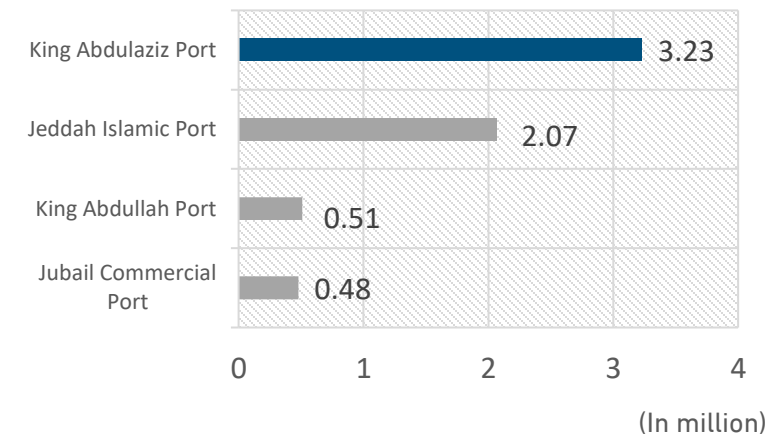
Number of freight transport Commercial registrations in 2023.

Source: General Authority for Statistics, Warehousing and Logistics Statistics 2023.

The Eastern Province's leading position in container handling operations

The ports of the Eastern Province ranked among the top ports in KSA for container handling activities in 2024. The total number of containers handled at King Abdulaziz Port reached approximately 3.2 million, while at Jubail Commercial Port, the number of containers handled was about 480K in the same year.

Top ports in KSA for container handling in 2024



Source: General Authority for Statistics, Maritime Transport Statistics 2024.

Logistics

Palm trees in the Eastern Province in 2023

Production of date palms in the Eastern Province in 2023



Number of date palm trees in the Eastern Region in 2023



Source: National Center for Palms & Dates.

Number of evergreen fruit trees in the Eastern Province

Production of evergreen fruit trees in the Eastern Province in 2023



Total number of evergreen fruit trees in the Eastern Province in 2023



Source: General Authority for Statistics, Agricultural Statistics 2023.

Agriculture in the Eastern Province

Agricultural crops in the Eastern Province are diverse, including cereals, vegetables, seasonal fruits, and other crops. Cereals ranked first among the crops produced in 2023, with a total production of approximately 77.7 K tons.

Cultivated and harvested area in the Eastern Province in 2023

Crops	Planted area (in thousand hectares)	Total output (in thousand tons)
Cereals	16.2	77.7
Field-grown vegetables	6.4	192.5
Greenhouse vegetables	0.76	71
Cut flowers	0.02	0.75
Organic farming	0.06	0.12

Source: General Authority for Statistics, Agricultural Statistics 2023.

Agricultural Development

Livestock in the Eastern Province in 2023

The Eastern Province benefits from a substantial livestock, making it one of the Kingdom's largest regions in terms of livestock wealth.

Camel



358.4K

Cattle



172.9K

Poultry



2.7M

Sheep



2.26M

Goat



420.5K

الخيول



60K

Source: General Authority for Statistics, Livestock Statistics 2023.

Livestock production in the Eastern Province in 2023

The Eastern Province has a substantial livestock production base that helps reduce imports, enhances the province's and the Kingdom's ability to meet local demand, and contributes to increasing local content.



Total production of eggs in the Eastern Province in 2023



Total milk production from cattle in the Eastern Region in 2023



Total quantity of fish caught from the Arabian Gulf in 2023

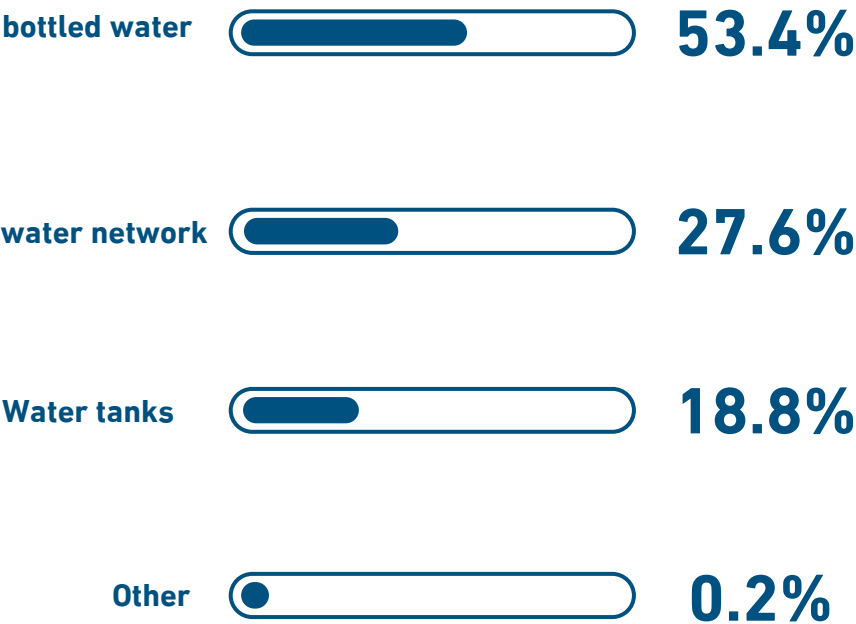


Total production of fish farms in the Eastern Province in 2023

Livestock Resources



Relative distribution of drinking water sources for households in the Eastern Province in 2023



Source: General Authority for Statistics, Environmental Statistics 2023.

Drinking water in the Eastern Province

Total amount of water distributed to the urban sector reached approximately 652.4 million m3 in 2023, of which groundwater constituted approximately 26.3%, and desalinated water approximately 73.7%.

Water distribution to the urban sector in the Eastern Province in 2023

Source	Quantity (million m3)
Groundwater	171.6
Desalinated water	480.8
Total	652.4

Source: General Authority for Statistics, Environmental Statistics 2023.

Reclaimed water

Volume of treated wastewater in the municipal sector of the Eastern Province in 2023

447M

Cubic meter

Number of wastewater treatment plants in the municipal sector of the Eastern Province in 2023

25

Plant

Percentage of the population connected to the wastewater treatment system in the Eastern Province in 2023

78.3%

Total treated water reused in the Eastern Province in 2023

174M

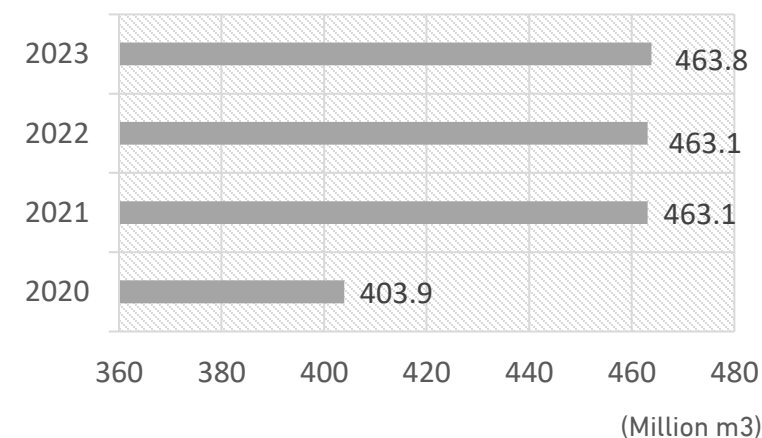
Cubic meter

Source: General Authority for Statistics, Environmental Statistics 2023.

Wastewater treatment in the Eastern Province

Capacity of wastewater treatment plants in the Eastern Province reached approximately 463.8 million m3 in 2023, a significant increase of nearly 14.8% compared to the capacity in 2020.

Total capacity of wastewater treatment plants in the municipal sector (2020-2023)



Source: General Authority for Statistics, Environmental Statistics 2023.

Water Resources,
Cont.

References

1. References

- General Authority for Statistics, Comprehensive Economic Survey 2023.
- General Authority for Statistics, Health Care Statistics 2024.
- General Authority for Statistics, Healthcare Establishments and Workforce Statistics 2023.
- General Authority for Statistics, Labor market statistics, Second quarter 2025.
- General Authority for Statistics, Livestock Statistics Publication 2023.
- General Authority for Statistics, Environmental Statistics 2023.
- General Authority for Statistics, Digital Economy Statistics 2023.
- General Authority for Statistics, Air Transport Statistics Publication 2024.
- General Authority for Statistics, Railway Transport Statistics Publication 2023.
- General Authority for Statistics, Household Income and Consumption Expenditure Survey Publication 2023.
- General Authority for Statistics, Environmental Statistics Publication 2023.

1. References, Cont.

- General Authority for Statistics, Saudi Census Statistics Publication 2022.
- General Authority for Statistics, Warehousing and Logistics Statistics Publication 2023.
- Ministry of Economy and Planning, Data Saudi platform, Eastern Province Profile 2025.
- Ministry of Commerce. Annual Report 2024.
- Ministry of Commerce. Quarterly Bulletins of the Business Sector, 2024–2025.
- Ministry of Investment, Invest in Eastern Province 2024.
- Ministry of Investment, Foreign Direct Investment in KSA Bulletin 2024.
- National Industrial and Mining Information Center, Industrial Licenses Bulletin for the Fourth Quarter 2020,2021,2022,2023.
- Saudi Authority for Industrial Cities and Technology Zones, Annual report 2024.
- Small and Medium Enterprises General Authority "Monsha'at", Business Atlas, Eastern Province Profile.
- Sharqia Development Authority, Sharqia in Numbers 2025 report.



غرفة الشرقية
ASHARQIA CHAMBER

